


# Woodturners of North Texas



**Next Meeting: Thursday, January 26<sup>th</sup>, 2017**

**Meeting Start: 6:30 PM**

**Handley-Meadowbrook Lions Club 6013 Craig Street Fort Worth, TX**

## Inside This Issue

This Month's Program	1	Christmas Banquet	10	Beads of Courage	25
Making Good Shavings	3	Club Challenge	17	Empty Bowls	26
Calendar	5	Last Month's Critique	22	Mentors	28

## What You Never Knew About Wood by George Freeman -and- Wood Toxicity - Cause and Cure By Dr. John Blattman



George Freeman grew up in Boyd, Texas. He was a Dallas Fireman for 45 years and retired in June 2015. He was the owner of Creative Concepts in Landscaping in Dallas for several years, which was a complete landscape/irrigation/stone laying business. He also had a companion nursery growing

operation for trees and shrubs in East Texas at the same time.

George enjoys woodworking and woodturning. He owns a sawmill and chainsaw mill used to cut specialty lumber sizes, slabs and beams and spends a lot of the time in the woods gathering trees for the saw mill and logs to turn into turning blanks.

Contact: George Freeman  
Specialty Lumber and Logging  
Quinlan, Texas 75474  
H- 903-356-0859  
C- 214-334-4035





# ... making Good Shavings

## President's report for January 2017

- Twenty Sixteen has come and gone and it was a great year for WNT. Membership increased to 208, we had two nationally famous turners holding classes, participated in vendor demonstrations, SWAT, RISE and elementary school arts day. I can see 2017 being even better with your help and participation.
- Welcome new members: Rick Bailey, Tim Dewhirst, Joshua Lemmon, Larry Stephens and Don Thomas.
- Dues are due for 2017 so see James Haynes and settle up. If you are an AAW member, and I encourage everyone to join, 2017 dues are also due.
- If you missed the Christmas dinner you should not have. We had a great time with a lot of giveaways, raffles and record beating auction. It's not too early to get this year's dinner on your schedule. It will be on Saturday December 9<sup>th</sup>.
- We will be voting on a minor change to our by-laws to allow us to pursue a 501c3 non-profit status.
- John Horn has done it again. We will have internationally famous turner Alan Lacer with us for a week of classes and an all day demo in April. John will have signup sheets available so get onboard early. To give the most members an opportunity to participate you may register for only one class. If your class is full, you may sign up on a wait list in case someone cancels. See John's article in this newsletter.
- We are making a new Club Directory for 2017. If we do not have your picture PLEASE have it made by David Carter at the meeting (south end of room). This is a great help in putting a face with a

name so get yours made. You don't want to have a blob for your image.

- "Bob's Challenge" for January is at least one nice bowl for our Empty Bowls program and a "Salt Cellar". I don't know what February will be as Bob keeps it his secret. Remember you get one quarterly drawing ticket for each challenge you participate in and the drawing is this month. We are adding funds this year to make the challenge drawing even better.
- This is the last chance to get your 2016 empty bowls turned in. The turners with the most bowls will be the first to get a chance at attending and demonstrating at the Empty Bowls luncheon next month.
- On January 27<sup>th</sup> several WNT members will be teaching 5<sup>th</sup> graders at Smithfield Elementary how to turn a candlestick. It is not too late to sign up so give John Horn a call. Thank you members who have signed up, you will enjoy the challenge and camaraderie. If you were unable to help at Smithfield, then please consider volunteering for our next civic event.

See you at 6:30pm Thursday and be safe. We don't need a new "safety coordinator".

**Glynn Cox**  
**President**



## **Calendar of Events**

**Jan 26<sup>th</sup> - Regular Monthly meeting 6:30 PM, Lions Club,**

**Demonstrators:**

**George Freeman - “What You Never Knew About Wood”**

**Dr. John Blatman - “Wood Toxicity - Cause and Cure”**

**Sign-up for Alan Lacer’s classes in April opens.**

**Feb 23<sup>rd</sup> - Regular Monthly meeting 6:30 PM, Lions Club,**

**Demonstrator:**

**Cheryl Darrow - “What The Heck is VerDay”**

**Mar 30<sup>th</sup> - Regular Monthly meeting 6:30 PM, Lions Club,**

**Demonstrator: TBD**

# WNT 2017 MEMBERSHIP RENEWAL

Annual membership renewal is due January 1 each year.

If you have not already renewed, please do so at the January meeting.

Preprinted forms with your 2016 information will be provided for your review.

You may pay \$24 with cash or check. Exact change will be appreciated. WNT is not set up to take credit or debit cards.

James Haynes, Treasurer

# **Hands-On Classes and Demonstration with ALAN LACER from April 25<sup>th</sup> through May 1<sup>st</sup>. Classes \$150**



Alan has been involved in the turning field for over 38 years as a turner, teacher, writer, exhibition coordinator, expert witness, demonstrator and past president of the American Association of Woodturners. His work has appeared in a number of regional and national exhibitions. Alan has been a regular instructor and demonstrator of the craft-- having worked in all 50 states as well as 5 foreign countries.

He has published over 150 articles, columns and tips, covering technical aspects of woodturning, many specific projects, stories related to both contemporary and historical woodturning and the turning traditions of Japan and Germany.

He has also produced five videos on his own, with three of them winning a total of five national awards. In 1999 the American Association of Woodturners awarded him their Lifetime Honorary Member Award for his contributions to the field. He has also appeared on national TV woodturning programs on PBS and DIY.

Alan is well known for his ability to make the skew chisel magical and has done several videos on the use of the skew.

## **Class Schedule**

**Tuesday, April 25<sup>th</sup>**

**Skew 1:** A look at profiling, refining and achieving nasty sharp edges on this versatile tool. From there Alan will take you through at least seven different cuts to develop or improve your techniques with the skew. A primary objective of the class is to help participants to overcome any fears of the skew and build confidence in using this tool.



### **Wednesday, April 26<sup>th</sup>**

**Skew 2:** This is a class for those who have had the Skew 1 class or those with experience with the skew. The idea behind this session is to make between five and seven objects by only using a skew chisel. Project options will include the following: door stop, egg, stick pen, tool handle, micro spinning tops, finger top.



### **Thursday, April 27<sup>th</sup>**

**The Turned Lidded Box:** This is a class for those with some turning experience, especially in the area of hollowing end-grain objects. Alan will take you through a step-by-step process of making an end-grain lidded box. Each participant is expected to make two lidded boxes: the first box being rather simple but well executed, with a second being more of a challenge in terms of difficulty. Alan will cover chucking methods, techniques for hollowing end-grain, different fits and joint treatments, examples of inlays or ideas for decorative treatments. He will also show a large number of examples of his and other turners lidded boxes.



### **Friday, April 28<sup>th</sup>**

**Skew 1:** A look at profiling, refining and achieving nasty sharp edges on this versatile tool. From there Alan will take you through at least seven different cuts to develop or improve your techniques with the skew. A primary objective of the class is to help participants to overcome any fears of the skew and build confidence in using this tool.



**Saturday, April 29<sup>th</sup>**

**ALL-DAY DEMONSTRATION**

Alan will do a variety of things, starting with the use of the skew chisel. This will also include a discussion of sharpening techniques for the “keen-edged” tools, which also includes gouges, parting tool and hook tools. From there he will cover the issues involved in hollowing end-grain and the types of projects involved with that form of turning. As part of that discussion he will show the “whys” of hook and ring-type tool and conclude with making a basic hook tool. Using that tool he will make a turned lidded box

**Sunday, April 30**

**Woodturning fundamentals:** The goal of this one-day class will be to cover the essentials of woodturning. This will include lathe safety, types of tools, a major emphasis of sharpening all turning tools, tool selection/application, chucks and chucking, and exercises with each tool type. Class will include the making of a small turned handle and a rough-turned bowl.

**Monday, May 1<sup>st</sup>**

**Woodturning fundamentals:** Same class content as Sunday class.

All hands-on classes will be at Glynn Cox’s shop, 1401 Melody Breeze Court, Keller, TX 76262.

The All-Day Demonstration will be at the club meeting site.

# WOODTURNERS OF NORTH TEXAS

## 2016 CHRISTMAS BANQUET

### AUCTION DONORS

JEFF ALLEN  
JIM BRAGDON  
ROBIN CARTER  
BILL COLLINS  
WAYNE FURR  
RANDY JOHNSON  
BILL MEADOW  
LARRY ROBERTS  
JIM TANKSLEY  
BOB WIGGINS  
DON YORK

DAVID BAULCH  
KEN CARDIN  
DON CHRISTIANSEN  
GLYNN COX  
RICK GAUTHIER  
DICK KOCH  
JEFF ROBBINS  
GREG STEHLE  
PAM THOMPSON  
DANNY WOODS

BILL BOEHME  
DAVID CARTER  
DAVID COLLEY  
FRED DENKE  
JIMMY GILL  
JOHN LAUDERBAUGH  
RONNY ROBERSON  
LARRY SWEENEY  
PAUL TIEFEL  
KELLY WOOTON

*Thank you!*

# 2016 CHRISTMAS BANQUET







# The AAW launches AAW EXPLORE! to members on **December 1**

This new resource makes exploring the most extensive online woodturning library in the world, quick and easy. Whether it's to solve a problem, research a new technique, or start a new woodturning project, AAW members will be only seconds away from getting precisely the information they desire using EXPLORE!

More than 2,500 items currently make up the expanding EXPLORE! collection, including articles from thirty years of the *American Woodturner* journal and AAW's cumulative collection of complementary publications. Nearly everything members want to know about woodturning will be at their fingertips!



The introduction of EXPLORE! is part of AAW's VISION 2020 strategy to continue being the go-to source for all things woodturning. This innovative new member benefit offers easy access to woodturning information in a user-customizable way, and creates a platform for other, upcoming VISION 2020 initiatives.

EXPLORE! is useful resource for turners of all skill levels, and will help support and accelerate the learning process. It also complements AAW VideoSource, an online tool introduced in June 2016 that offers open access to useful woodturning videos pre-screened by the AAW for quality and safety.

## Easy to use!

AAW members will be able to access EXPLORE!, after logging into the AAW website at [woodturner.org](http://woodturner.org), under the "Publications" tab. This state-of-the-art resource enables members to locate articles and other media on a specific topic with as few as three mouse clicks -- one to select a *Category*, a second to refine the category by *Keyword*, and a third to click the *Search* button and produce a list of article hyperlinks that meet their search criteria. The *Quick Search* may be used to

search by any word the *Search* button and produce a list of article hyperlinks that meet their search criteria. The *Quick Search* may be used to search by any word included in the author's name, article title, or publication section, and sort results by title, author, publication date, or type of media. Additionally, an option to find only articles suitable for beginners may be selected. A diagram of basic EXPLORE! functions can be found at the bottom of this email.

### Designed by Woodturners for Woodturners

EXPLORE! would not have been developed so soon without the dedication, generosity, and expertise of AAW members Dave Mueller and John Kelsey. Dave's software development skills, combined with John's ability to deconstruct and tag thirty years of member publications, have made EXPLORE! an exciting reality.



# AAW EXPLORE!

DISCOVER PROJECTS, ARTICLES, TIPS, AND MORE!

Explore AAW's expanding library of more than 2,500 articles and other media.

## EXPLORE! IS A BENEFIT OF FULL AAW MEMBERSHIP.

- Visit the AAW website at woodturner.org and login with your username and password.
- Hover the cursor over the "Publications" tab on the main tool bar and select "AAW EXPLORE!" from the dropdown menu.
- Click the blue "EXPLORE!" button for access.

**1** Click one: "All Content" or "Beginner Content"

**2** Select a "Category" from the dropdown list.

**3** Optional: Refine your selection by selecting a "Keyword" from the dropdown menu.

**4** Click the "Search" button.

**5** Review the search results.

**6** Click the "Globe" icon to go directly to the article (or other media) of your choice.

**Your adventure begins here!**

Author	Title	Link	Year/Duration	File Type
Alex Hager	Determining Bowl Thickness		June 1998	Article
Ron Hampton	Drying Green Bowls		June 1997	Article
Alan Kelsey, Ted Roemer	Project: Turning Your Very First Bowl		August 2014	Article
David Lancaster	Rescuing Dry Bowl Blanks		June 1996	Article
David Ellsworth	Roughing Between Centers		December 2013	Article

Records 1 to 5 of 5

◀ Previous      Next ▶

This 8 page article includes full color photos and step-by-step instructions for making a bowl.

## **NEW 2017 DIRECTORY**

Work has begun on a new 2017 pictorial directory.

If you are one of the 88 current members for which we do not have a photograph, your help is needed.

Your 2017 preprinted membership renewal form will have the message, “Picture Needed for New 2017 Directory” in the upper right corner.

Photographers will be available to take your picture at the November 17, 2016, January 26, and February 23, 2017 meetings.

If your picture was in the 2015 directory, but you would like a retake, feel welcome to have that done.

Please assist in the timely completion of this project.

**WNT Board of Directors**

# Who's up for a Challenge?

The challenge program's goal is to encourage all members to participate and to grow their capabilities. It is fun to see the differences between what new turners present versus what more experienced turners provide. New turners constantly surprise us with the growth in their capabilities.

The challenge for November was to turn a table decoration for the Christmas party. There were some beautiful pieces donated. It was fun to see people choosing their seats according to which decoration they wanted a chance to win. Good job. Ya'll should all be proud. Below is a list of members that participated in the November challenge.

David Baulch	Glynn Cox	Ron Howe	Pam Thompson
Brian Begina	Fred Denke	Bruce Imsande	Bob Wiggins
Jim Bragdon	Tom Echols	Randy Johnson	Scott Wisdom
David Carter	Rick Gauthier	John Lauderbaugh	Kelly Wooton
Bob Clark	James Haynes	Larry Sweeney	Don York
Wayne Clowers	Bill Holt	Steve Thomason	Jim Barkalew


The challenge for December is to turn a bowl for empty bowls. If you don't want to turn a bowl, Empty Bowls will accept other items, i.e. pens, kitchen utensils, etc. These will be donated to the Empty Bowls charity, so make sure you can part with them before you bring them to the meeting.

Since we don't have another meeting until January, we are issuing another challenge for January. For this challenge, we want you to turn a salt cellar, which is typically a small bowl with a lid that you can keep by the stove. If you are ambitious, you can also turn a small spoon to remove the salt from the bowl.

We will be having our challenge drawing this month. You have to participate in the challenge to be eligible for the drawing. We will be having some nice prizes to give away, so if you haven't done the 2 challenges due this month, get busy turning and join in on the fun.

Hope to see you Thursday.

Bob Wiggins




# Last Month's Challenge:

## — Birdhouse Ornaments —













# Last Month's Critique

Each month we have a Critique table where members can bring in items they have turned for a constructive critique of their turning. We encourage all members, especially members new to turning, to submit their turnings for critique. One of our members who is recognized as being an “expert” turner does the critique.

This month, our President, Glynn Cox did the critique. The objective is to provide constructive input to help members develop their skills. All of us learn from the critiques.

Below is a list of the turners who participated in November critique process and provided us with some very interesting turnings that showed originality, turning skills and surface decoration.

Bill Boehme  
Ronny Roberson  
Ron Howe

Bruce Imsande  
Thomas Echols  
Clark Teders


Don Christiansen  
Larry Roberts











**I want to thank our members that completed their Beads of Courage lidded bowls for SWAT.**

**We have received a lot of compliments for your jobs.**

**--- HOWEVER ---**

**They still need lidded bowls all year round.**

**--- SO ---**

**If you have one you started, go ahead and finish it and bring it in. If you have not started one, now is a good time to start.**

**Ron Howe or Ray Moyer can answer your questions and help get you started if you need it.**

**We will be happy to take your lidded bowl to Cooks Children's in Fort Worth. They really like our work.**

**Do not stop we can still use more.**

**Great Job to all!**

# **EMPTY BOWLS**

This is your last chance to donate bowls or other items to the Empty Bowls Event. It all happens on February 17<sup>th</sup> where we will also have a turning demonstration. We will be turning tops which were very popular last year and also resulted in some additional donations.

After Bill Collins brought 10 bowls by my house last week we are up to 203. Bob's challenge should help get that number higher since one challenge was a bowl for Empty Bowls.

If you have any bowls you would like to donate after the meeting and before February 17<sup>th</sup>, you are welcome to drop them off at my house.

If you have any questions or comments let me, Ron Traylor, know at [randkbiz@msn.com](mailto:randkbiz@msn.com).



[illegible]

# Mentors

Name	City	Specialty
Beasley, John	Denton,	General turning, Bowls
Boehme, Billy	Arlington	General turning, Bowls
Clowers, Wayne	Haltom City	Bowls, Pens, Lidded vessels, Segmented
Cox, Glynn	Keller	General turning, Tool making
Denke, Fred	Fort Worth	Bowls, Surface decoration, Inlay
Derczo, Johnny	Mansfield	Segmented
Horn, John	North Richland Hills	Fundamentals. Spindles, Bowls, Sharpening
Jarrell, Sandy	Fort Worth	General turning, Bowls
Lauderbaugh, John	North Richland Hills	Peppermills, Snowmen, Pens, Sharpening
Marshall, Dave	Fort Worth	General turning
Moyer, Ray	Eules	Spindles, Boxes, Basics
Roberts, Larry	Arlington	Basics, Natural Edge Vessels
Solberg, John	Denton	Multi-axis, Ornaments, Bowls, Pens, Tops
Tanksley, Jim	Mansfield	End grain bowls, Hollowing
Tiefel, Paul	Southlake	Multi-axis, Hollow forms, Bowls, Coring
Tkacs, Peter	Denton	General turning, Peppermills
Wiggins, Bob	Arlington	Bowls

## Advertisements

### Anchorseal®

The club has purchased a 55-gallon drum of Anchorseal sealant for green wood and it is available to members for \$10.00 per gallon. It can be purchased at club meetings and at other times is being stored at Bob Clark's place, 1201 McClendon Road, in Weatherford, TX. Contact James Haynes for payment.

See the [WNT web site ads page](#) for the latest information on what other members have for sale.

Rules for advertisements: Free ads are available only to WNT members. The deadline for submission or cancellation of an ad is the 10<sup>th</sup> of the month to be placed in that month's newsletter. Ads will only run for one issue unless notified otherwise. If you wish to continue running an ad for more than one month, please advise the editor (email [wntnewsletter@gmail.com](mailto:wntnewsletter@gmail.com)) by the 10<sup>th</sup> of the month. Also, if you decide to cancel an ad, please notify the editor (have you spotted the trend yet?) by the 10<sup>th</sup> of the month.



Wood World offers a 10% discount to current Woodturners of North Texas members.

<http://www.woodworldtx.com/>



Rockler also offers a 10% discount to current Woodturners of North Texas members. Show your membership card in order to get the discount.

<http://www.rockler.com/>



Woodcraft offers a 10% discount to current Woodturners of North Texas members. Show your membership card in order to get the discount.

<http://www.woodcraft.com/>

The Regular Monthly Meetings are held on the last Thursday of each month at the Handley-Meadowbrook Lions Club, 6013 Craig Street, Fort Worth, TX.

Board meetings are held on the second Tuesday of each month at **Niki's Italian Bistro**, 5237 Davis Blvd. (FM1938) in North Richland Hills. Check the WNT web site for any updates. All WNT members are invited to attend. If you would like to join the group for dinner, it begins at 5:30 PM and the business meeting starts at 6:30 PM.

### Board of Directors

President	Glynn Cox	Home 817-337-0210
Vice President	Bob Wiggins	Cell 917-690-7131
Past President	Dave Marshall	Cell 817-229-9676
Treasurer	James Haynes	Cell 214-502-9970
Librarian	Randy Johnson	Home 817-795-6018
Activities	John Horn	Home 817-485-7397
Newsletter	Ron Schiller	Home 214-518-6142
Secretary	Tom Beatty	Cell 817-919-6685
Audio-Visual	Bob Clark	Cell 817-304-3318
Member-at-Large	John Lauderbaugh	Cell 817-903-3947

The Woodturners of North Texas newsletter is published monthly. Inputs are due to the editor by the tenth of each month for inclusion in that month's newsletter.

With the exception of the Gary Roberts article, WNT gives permission to all other AAW woodturning chapters, woodworking magazines, and newspapers to use any text material and accompanying photos or drawings contained herein for the benefit of woodturners everywhere. We ask that credit be given to the source of the material. WNT logos and graphics may not be copied without permission.

Copyright 2016, Woodturners of North Texas

WNT WEB SITE: <http://www.wntx.org/>